

MINER'S INC.

LUMBER • BUILDING MATERIALS • WINDOWS & DOORS

129 RIVER ROAD • P.O. BOX 130
CANTON, CONNECTICUT 06019
TEL 860-693-1111 FAX 860-693-9644

STOCK MOULDINGS

~ VERSION 6 ~



WWW.MINERSINC.COM

PVC mouldings see pages 15 - 16

All mouldings clear domestic pine
unless otherwise stated

FJP = Finger Jointed & Primed

ASTRAGAL (Flat)




8171 FJP

WM133
PVC

11/16" x 1 3/4"

ASTRAGAL ("T")



M4789
LWM 1305


1-3/8" x 7'
1-1/4" x 2'

BACK BAND



CR303

13/16" x 1-5/16"



CR304

1-1/8" x 1-9/16"

BAND



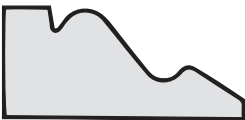
B608

7/16" x 1-1/16"



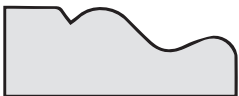
8180
8180 FJP

11/16" x 2-1/2"
11/16" x 2-1/2"



8463
8465 FJP

11/16" x 1-1/2"
11/16" x 1-3/4"



8469

11/16" x 1-3/4"

BASE



CR378 FJP Poplar

5/8" x 5-1/4"

Speed Base



5 1/4" FJP
7" Primed MDF

9/16" x 5-1/14"

9/16" x 7-1/14"



B688
8308
8308 FJP

LWM412

9/16" x 4-1/4"

9/16" x 3-1/2"

9/16" x 3-1/2"



8385A FJP
8385B

WM662 FJP

9/16" x 3-1/2"

9/16" x 4-1/2"



8712
8712 FJP

WM622
WM622 FJP

9/16" x 3-1/2"

9/16" x 3-1/2"



8720
8720 FJP

WM712

9/16" x 3-1/2"

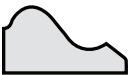
9/16" x 3-1/4"

BASE MOULDING



CR388 FJP Poplar

3/4" x 1-3/8"



B658
8453
8453 FJP
8455
8455FJP

WM163
WM163 FJP

9/16" x 1"

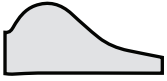
11/16" x 1-1/8"

11/16" x 1-1/8"

11/16" x 1-3/8"

11/16" x 1-3/8"

BASE MOULDING (Continued)



B660

11/16" x 1-1/2"



B665

1/2" x 3/4"

BED



8016

WM74

9/16" x 1-3/4"

8018

WM74

9/16" x 2-1/4"

BEAD



AB86 FJP

5/8" x 15/16"

CAP



ECBCAP FJP

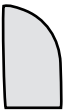
1-3/8" x 1-3/4"



CR306 FJP Poplar

13/16" x 1-5/8"

CARPET STRIP



8422

LWM127

7/16" x 3/4"

8422 FJP



L8423

7/16" x 11/16"

CASING



B200
B200 FJP
B300 FJP

Windsor 1-1/16" x 3-1/2"
Windsor 1-1/16" x 3-1/2"
Baby Windsor 3/4" x 2-1/2"




B200 FJP

Stafford 3/4" x 2-1/2"



8730
8730 7'
8730 FJP

WM315 11/16" x 2-1/2"
WM315 11/16" x 2-1/2"
WM315 FJP 11/16" x 2-1/2"



(1 round corner)

8308 (1RC)
8308 FJP

LWM412 9/16 x 3-1/2"



(2 round corners)

8627 FJP

WM472 FJP 9/16 x 2-1/2"



8710
8710 7'
8710 FJP
8710 FJP 7'

WM351 11/16" x 2-1/2"
WM351 11/16" x 2-1/2"
WM351 FJP 11/16" x 2-1/2"
WM351 FJP 11/16" x 2-1/2"



8725 FJP

11/16" x 2-1/2"



B8746 FJP

11/16" x 3-5/8"



CR398 FJP Poplar

3/4" x 2-1/2"

CASING (Continued)



CR370 FJP Poplar

3/4" x 3-1/2"



8740 FJP

11/16" x 2-1/2"



8753
8753 FJP
8753A FJP
8753A

WM361
WM361 FJP

11/16" x 2-1/2"
11/16" x 2-1/2"
11/16" x 3-1/2"
11/16" x 3-1/2"



8754
8754 FJP

WM444
WM444 FJP

11/16" x 3-1/2"
11/16" x 3-1/2"

CASING (MULLION)



1310

LWM412

5/16 x 2"

CHAIR RAIL



8630 FJP


11/16" x 2-1/2"



ES7 FJP

1-1/16" x 3"

CLOSET POLE

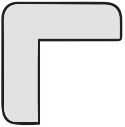


8912
8913

WM233

15/16"
1-1/2"

CORNER



8200
8238

WM204

1-1/16" x 1-1/16"
1-5/16" x 1-5/16"



AB86FJ

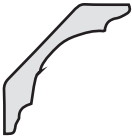
COVE



8024 FJP
8024
8025
8026B

WM85

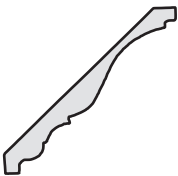
9/16" x 1-5/8"
9/16" x 1-3/4"
11/16" x 2-1/4"
11/16" x 2-3/4"



COV412 FJP

1" x 4-1/2"

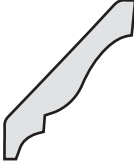
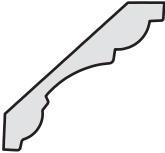
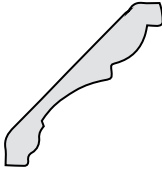
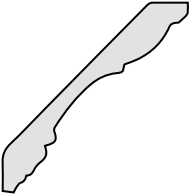
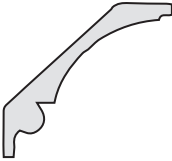

CROWN



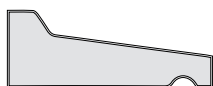
SBC514 FJP

5/8" x 5-1/4"

CROWN (Continued)

	8010	WM52	9/16" x 2-3/4"
	8010 FJP	WM52 FJP	9/16" x 2-3/4"
	PVC		9/16" x 2-3/4"
	8009	LWM49	9/16" x 3-5/8"
	8009 FJP	LWM49 FJP	9/16" x 3-5/8"
	PVC		9/16" x 3-5/8"
	8013	WM57	11/16" x 4-5/8"
	8013 FJP	WM57 FJP	11/16" x 4-5/8"
	PVC		11/16" x 4-5/8"
	8027 FJP		11/16" x 5-1/4"
	PVC		11/16" x 5-1/4"
	UC31 FJP		11/16" x 3-5/8"
	UC41 FJP		11/16" x 4-5/8"
	UC51 FJP		13/16" x 5-5/8"
	BC5 FJP		3-1/2" x 3-3/4"
	CR397 FJP Poplar		1-3/8" x 2-3/4"

DRIP CAP



923	WM196	11/16" x 1-3/4"
923 FJP	WM196 FJP	11/16" x 1-3/4"
923 PVC		11/16" x 1-5/8"
923 CEDAR		11/16" x 1-5/8"
923 WIDE PVC		11/16" x 2"

EXTENSION JAMB



988 FJP	11/16" x 2-3/16"
988 (6 9/16" Wall) 2" Face	
FOR ANDERSON 400 SERIES "TILT-WASH" DOUBLE-HUNG UNITS	



989 (6 9/16" Wall)	
3 19/32" Face	11/16" x 3-27/32"
989 FJP (6 9/16" Wall)	
3 19/32" Face	11/16" x 3-27/32"
FOR ANDERSON PERMA-SHIELD CASEMENT AND AWNING	

GLASS BEAD



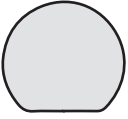
B672	3/8" x 7/8"
------	-------------

HALF ROUND



8070	WM124	1/4" x 1/2"
8078	WM120	1/2" x 1"

HANDRAIL



75 Fir

WM231

1-1/2" x 1-11/16"



76 Pine

LWM240

1-1/4" x 2-1/4"

CHAIR RAIL



PL2

3/4" x 2"

LATTICE



8280

LWM268

1/4" x 1-1/8"

8281

LWM267

1/4" x 1-5/16"

8282

LWM265

1/4" x 1-3/4"

NOSING



Ron Oak

LT312

1-1/16" x 3-1/2"



8144 Pine

11/16" x 1-3/4"

PANEL



8451

7/16" x 1-1/8"



8138

WM978

3/8" x 1-3/4"



8570

WM147

1/2" x 9/16"

PARTING BEAD

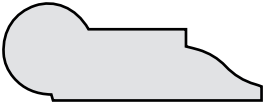


8432

WM254

1/2" x 3/4"

PICTURE



8263

WM273

11/16" x 1-3/4"

QUARTER ROUND



8057

WM110

1/4" x 1/4"

8058

WM109

3/8" x 3/8"

8063

WM108

1/2" x 1/2"

8063 OAK

WM105

1/2" x 1/2"

8065

WM105 FJP

3/4" x 3/4"

8065 FJP

3/4" x 3/4"

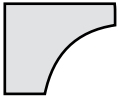
8065 OAK

3/4" x 3/4"

PVC

3/4" x 3/4"

SCOTIA



8059B

1/2" x 1/2"

8062
8052 FJP
PVC

WM96
WM96 FJP

5/8" x 3/4"
11/16" x 11/16"
3/4" x 3/4"

SCREEN MOULDING



8140

3/8" x 3/4"



8610

WM142

1/4" x 3/4"

STOOL CAP



L8940

11/16" x 5-1/4"



1268B

LWM1156

11/16" x 2-1/4"



1274 FJP
(6-9/16" WALL)

FOR ANDERSEN 200 SERIES "TILIT-WASH" DH 1/XJ

11/16" x 5-3/16"



1279
(4-9/16" WALL)

FOR ANDERSEN PERMA-SHIELD CASEMENT & AWNING UNITS

1-1/16" x 3-1/8"

STOOL CAP (Continued)



1280 1280 FPJ 1-1/16" x 5-7/16"
 (6-9/16" WALL)
 FOR ANDERSEN PERMA-SHIELD CASEMENT & AWNING UNITS



1275 (4-9/16" WALL) 11/16" x 2"
 FOR ANDERSEN 400 SERIES "TILIT-WASH" DOUBLE-HUNG UNITS



1276 1276 FJP 11/16" x 4"
 (6-9/16" WALL)
 FOR ANDERSEN 400 SERIES "TILIT-WASH" DOUBLE-HUNG UNITS



1281 (6-9/16" WALL) 11/16" x 4-1/2"
 FOR ANDERSEN PERMA-SHIELD NARROLINE UNITS



1282 (4-9/16" WALL) 11/16" x 2-3/8"
 FOR ANDERSEN PERMA-SHIELD NARROLINE UNITS



B668 L8938 11/16" x 2-1/2"

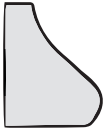


Poplar Stool 1-1/16" x 5-1/4"



Marvin Stool - Poplar 3/4" x 3-1/2"

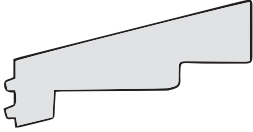
BASE SHOE



Red and White Oak
Cherry

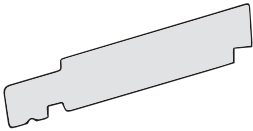
3/4" x 1"

REPLACEMENT SILL



Composite DH Sill
(requires sill nose)

1-1/4" x 5"



559 Solid
Non-FS Treated with Kop-Coat Woodlife

1-1/4" x 6.25"



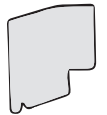
Composite DH Sill Nosing

1-1/2" x 1"



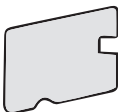
Composite Sill Nosing
(Historic)

1-3/4" x 1-5/8"



PVC Sill Nosing
(Historic)

1-1/2" x 2"



Small PVC Sill Nosing

1-3/16" x 2"

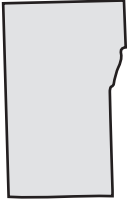
WALL



8535

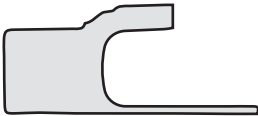
5/8" x 7/8"

STAFF BEAD / BRICKMOULD



908 FJP
PVC

WM180 FJP 1-1/4" x 2"



PVC Brickmould
with J-channel



PVC Flat Casing
with J-channel

5/4" x 4"

STOP



B877 7'
B877 FJP

WM877 7/16" x 1-1/4"



1287 7'
1287 FJP

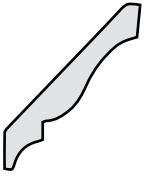
LWM856 3/8" x 1-5/16"
3/8" x 1-5/16"



8098
8098 7'
8098 FJP

WM947 3/8" x 1-1/4"
WM947 FJP 3/8" x 1-1/4"

PVC MOULDING



PVC CROWN
 PVC CROWN
 PVC CROWN
 PVC CROWN

9/16" x 2-3/4"
 9/16" x 3-5/8"
 11/16" x 4-5/8"
 11/16" x 5-1/4"



PVC DRIP CAP

11/16" x 1-3/4"



PVC WIDE DRIP CAP

11/16" x 2"



PVC QUARTER ROUND

3/4" x 3/4"



PVC RAKE

1-1/16" x 2"



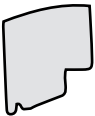
PVC SCOTIA

3/4" x 3/4"



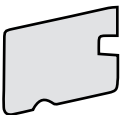
PVC SHINGLE BAND

11/16" x 1-1/2"



PVC SILL NOSING
 (Historic)

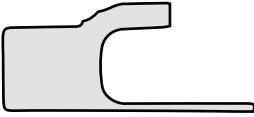
1-1/2" x 2"



PVC SMALL SILL NOSING

1-3/16" x 2"

PVC MOULDING (Continued)



PVC Brickmould
with J-channel



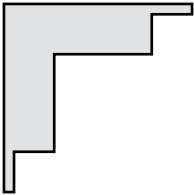
PVC Flat Casing
with J-channel

5/4" x 4"



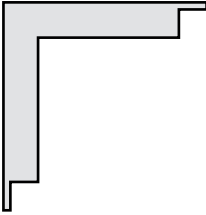
4" Konceal Board

15/16" x 3-1/2"



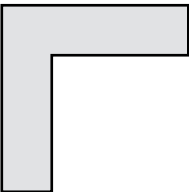
4" Konceal Corner

15/16" x 3-1/2"



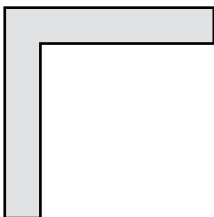
6" Konceal Corner

15/16" x 5-1/2"



4" Corner

15/16" x 3-1/2"



6" Corner

15/16" x 5-1/2"



Long-standing reliability for:

- Quality
- Service
- Experience
- Efficient Delivery

Lumber —
Douglas Fir, Cedar,
Pine, Hardwood,
Pressure-treated
Plywood
Roofing
Insulation
Sheetrock

Siding
Windows & Doors
Skylights
Drainage Pipe
Cement
Masonry Supplies
Hardware
Flooring

The best of old-time lumber yards —
matched with the needs of now.

www.minersinc.com

860-693-1111

At the Canton Crossroads
129 River Road, Canton, CT, 06019